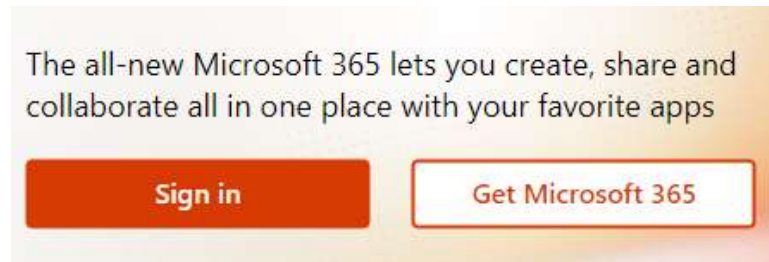
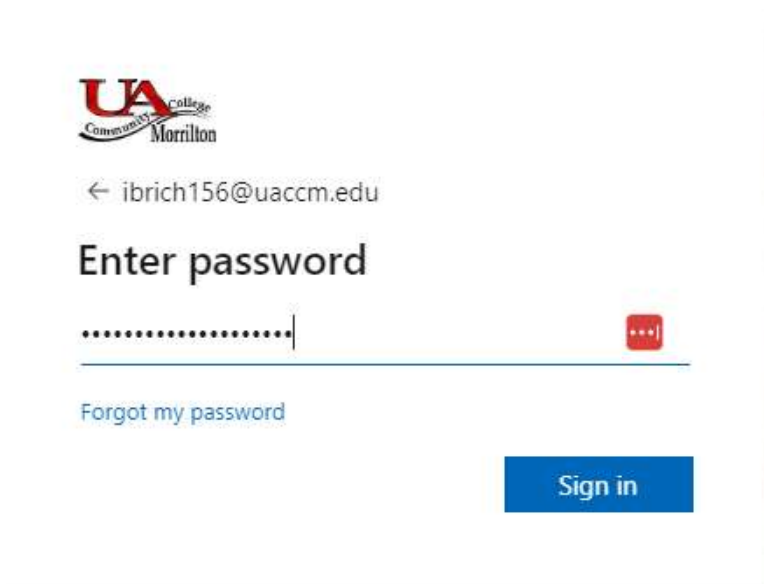
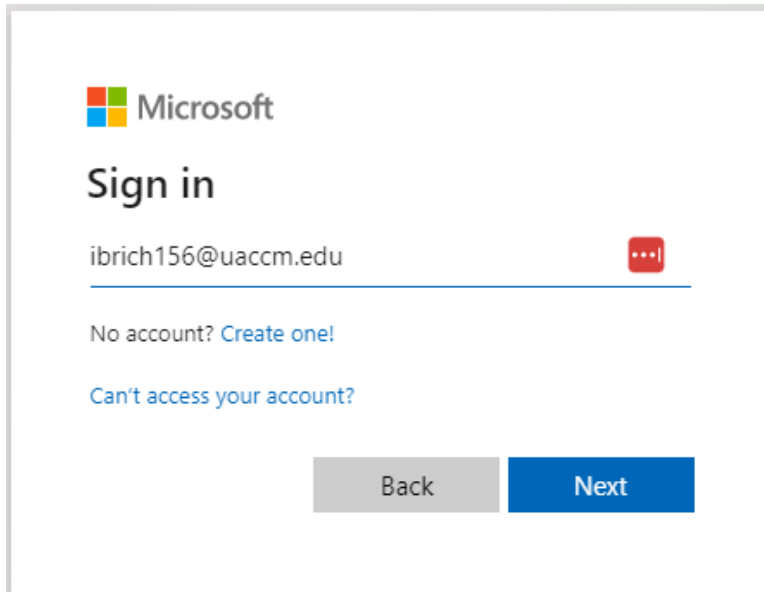


# Running Microsoft Office Apps on a Chromebook.docx

1. Open a Chrome browser window and navigate to [www.office.com](http://www.office.com)



2. Sign into your Office 365 account using your UACCM student email address as your username, and your current network password



## Running Microsoft Office Apps on a Chromebook.docx

3. Once you're signed in, an Install icon will appear in your browser's address bar just to the left of the star icon used to bookmark websites. Click on this icon to install the Office 365 PWA (progressive web app)



After a very quick installation, a new window opens that looks just like the online version of Microsoft 365. The difference is that the PWA behaves like an installed app, which allows you to do things like work offline, receive notifications, and pin it to the taskbar for easier access.